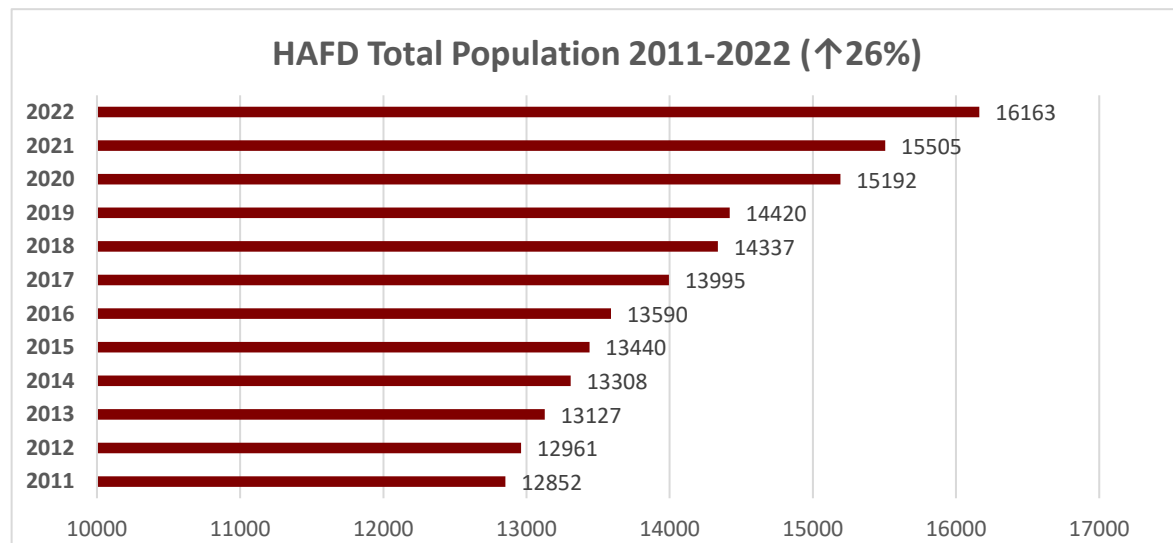
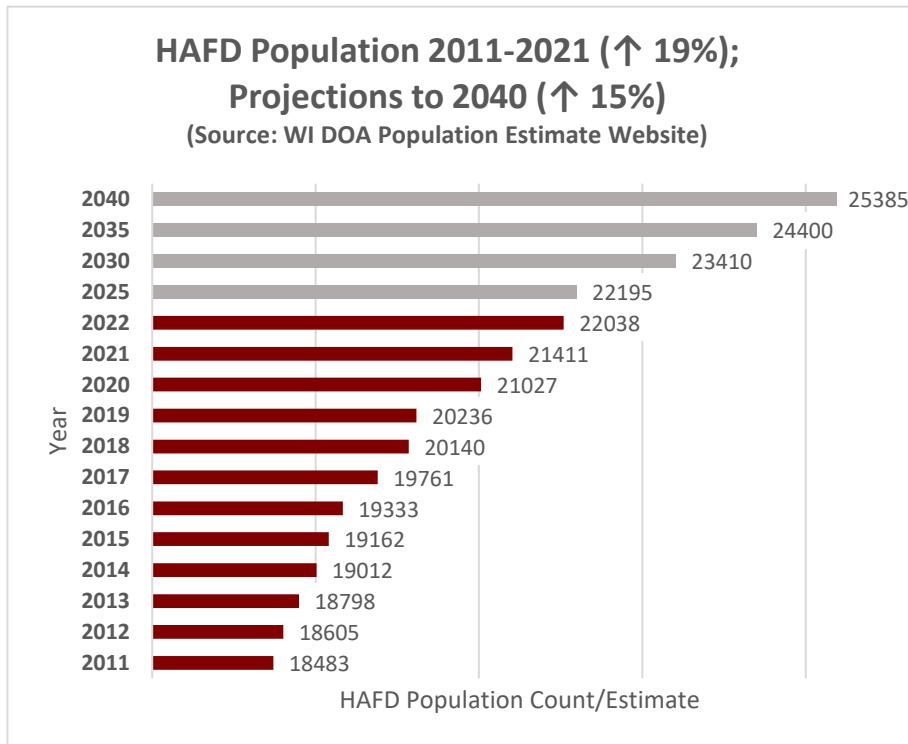


Population Increases

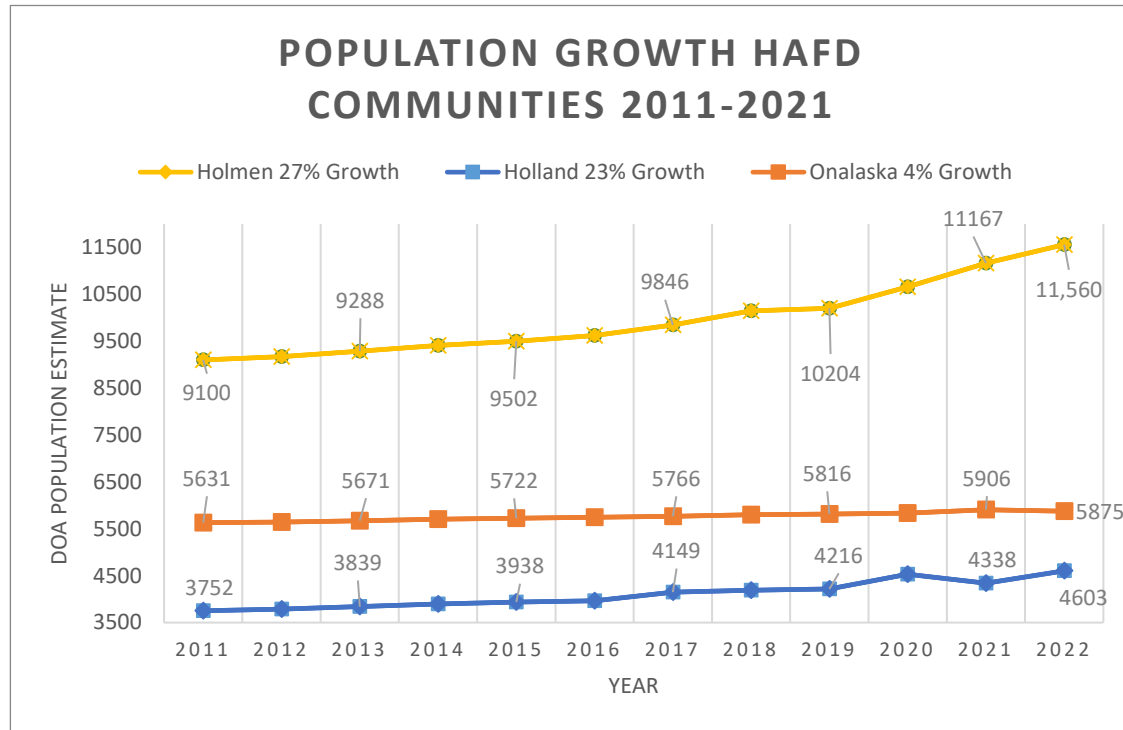
Population Increase (DOA Estimates https://doa.wi.gov/Pages/LocalGovtsGrants/Population_Estimates.aspx)

otherwise US Census

Overall Fire district	2011	2012	2013	2014	2015	2016	2017	2018	2019	2020	2021	2022	Projections DOA			
													2025	2030	2035	2040
Holmen 27% Growth	9100	9171	9288	9413	9502	9623	9846	10147	10204	10662	11167	11,560	11,370	12,120	12,770	13,400
Holland 23% Growth	3752	3790	3839	3895	3938	3967	4149	4190	4216	4530	4338	4603	4,675	4,985	5,240	5,500
Onalaska 4% Growth	5631	5644	5671	5704	5722	5743	5766	5803	5816	5835	5906	5875	6,150	6,305	6,390	6,485
HAFD Total Pop.	18483	18605	18798	19012	19162	19333	19761	20140	20236	21027	21411	22038	22195	23410	24400	25385
HAFD VH, TH	12852	12961	13127	13308	13440	13590	13995	14337	14420	15192	15505	16163	16045	17105	18010	18900
	2011	2012	2013	2014	2015	2016	2017	2018	2019	2020	2021	2022	2025	2030	2035	2040



2011-2022 Increase 19.23%
 Projected Increase to 2040 15.19%



2011-2022 Village Increase 27.03%
 2011-2022 Town of Holland 22.68%
 2011-2022 Town of Onalaska 4.33%

25.76253

